



SIGN UP IN THE

 **PETRON**  
**VALUE CARD**  
**MOBILE APP**

# HOW TO SIGN UP IN THE PETRON VALUE CARD MOBILE APP

## STEP 1 — SPLASH SCREEN

- Launch the Petron Value Card App.
- Wait for the splash screen to transfer to the Welcome Screens

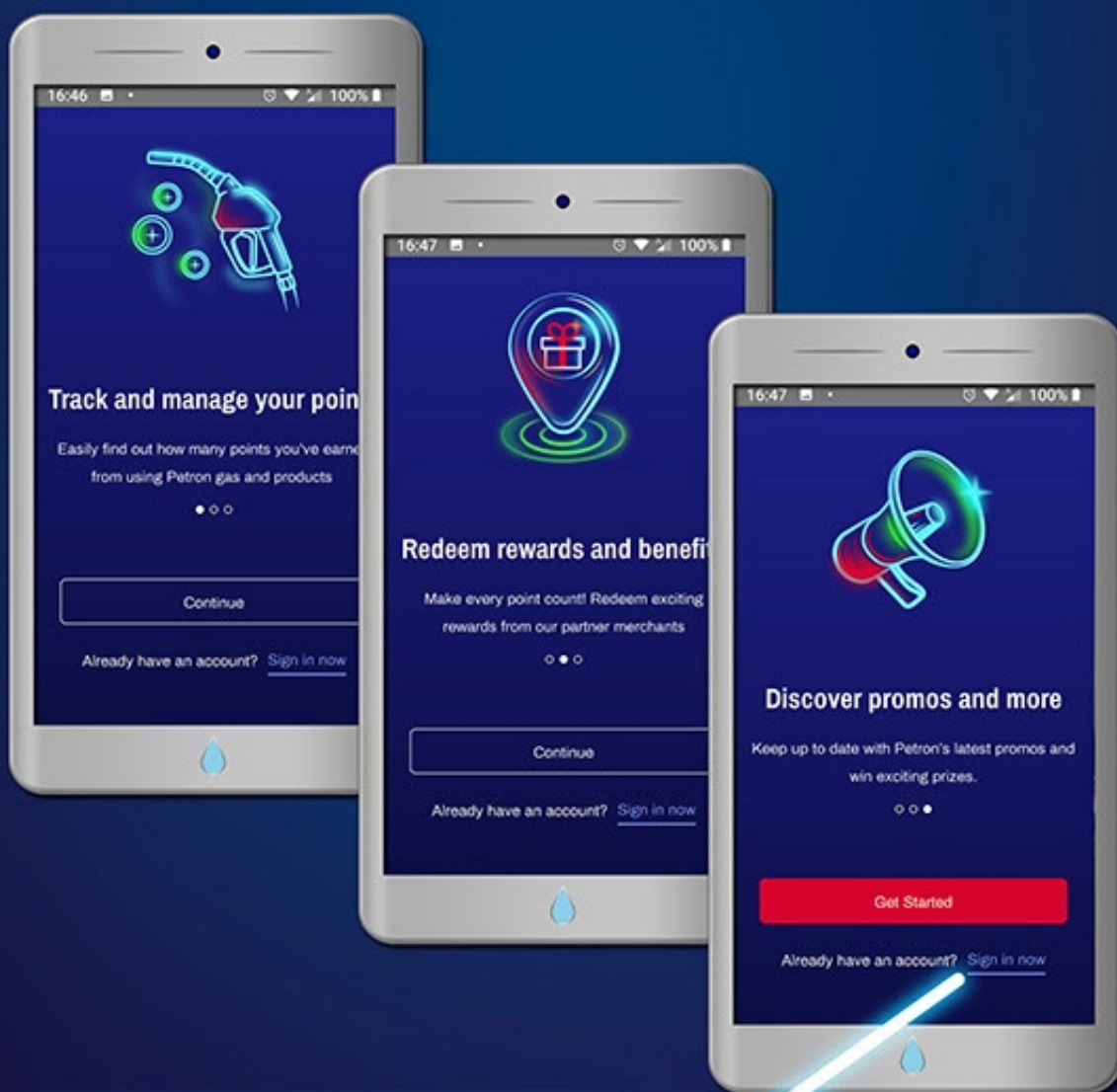




# HOW TO SIGN UP IN THE PETRON VALUE CARD MOBILE APP

## STEP 2 — WELCOME SCREENS

- Register after reading through the welcome screens or tap the **“Sign in now”** at the bottom of the screen.

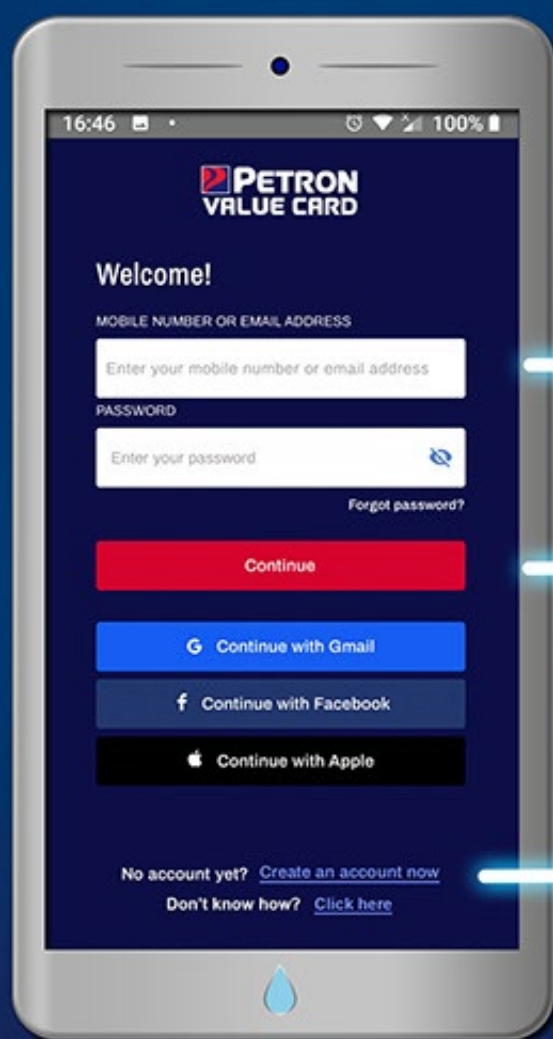


Already have an account? [Sign in now](#)

# HOW TO SIGN UP IN THE PETRON VALUE CARD MOBILE APP

## STEP 3 — LOG-IN SCREEN

- Input your registered e-mail or mobile number.
- Enter your password and tap "Continue" to log-in.
- You may also choose to log-in via Gmail, Facebook, Apple ID, and face id/fingerprint.



If you are not yet registered, tap "**Create an account now**" at the bottom of the screen.

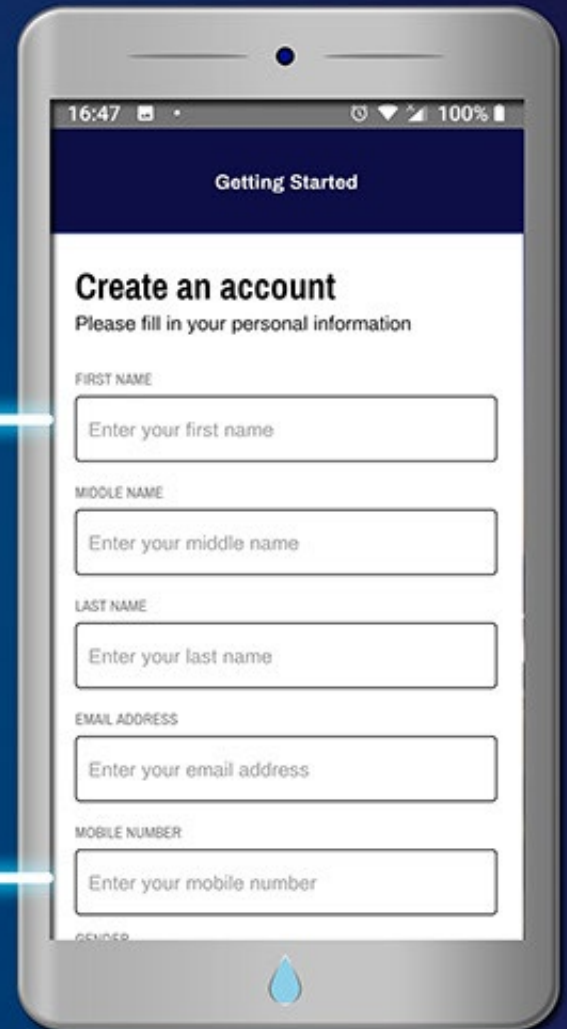
No account yet? [Create an account now](#)



# HOW TO SIGN UP IN THE PETRON VALUE CARD MOBILE APP

## STEP 4 — REGISTRATION PAGE

- Fill out the following fields then tap **“Continue”**.
  1. First Name
  2. Middle Name
  3. Last Name
  4. Email Address
  5. Mobile Number
  6. Gender
  7. Birthdate
  8. Street, Village, and Barangay
  9. Province
  10. City
  11. Create password  
Confirm password
  12. Select your vehicle



16:47 100%

Getting Started

**Create an account**  
Please fill in your personal information

FIRST NAME  
Enter your first name

MIDDLE NAME  
Enter your middle name

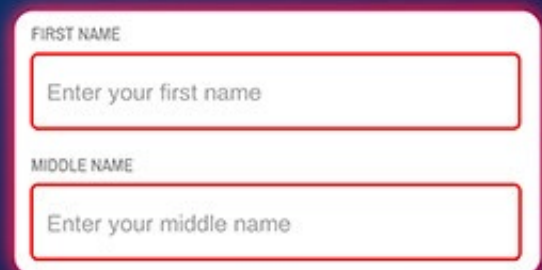
LAST NAME  
Enter your last name

EMAIL ADDRESS  
Enter your email address

MOBILE NUMBER  
Enter your mobile number

GENDER

Note: All fields are mandatory. Fields left blank or with incorrect inputs will be highlighted with a red outline to easily locate error.



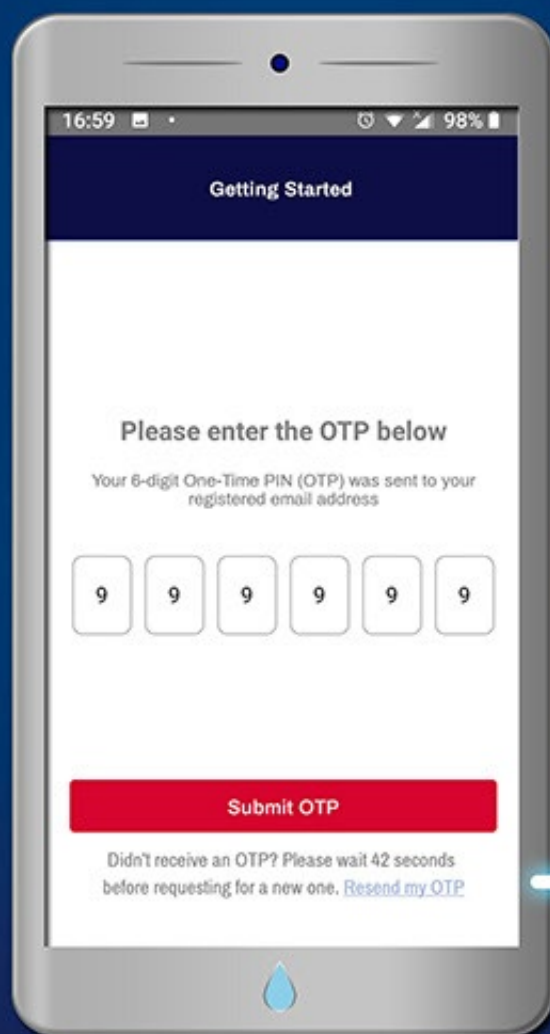
FIRST NAME  
Enter your first name

MIDDLE NAME  
Enter your middle name

# HOW TO SIGN UP IN THE PETRON VALUE CARD MOBILE APP

## STEP 5 — OTP SCREEN

- You will receive the OTP via SMS to your registered mobile number.
- Enter the correct OTP within 60 seconds.



Didn't receive an OTP? Please wait 42 seconds before requesting for a new one. [Resend my OTP](#)

**Didn't receive your OTP?**

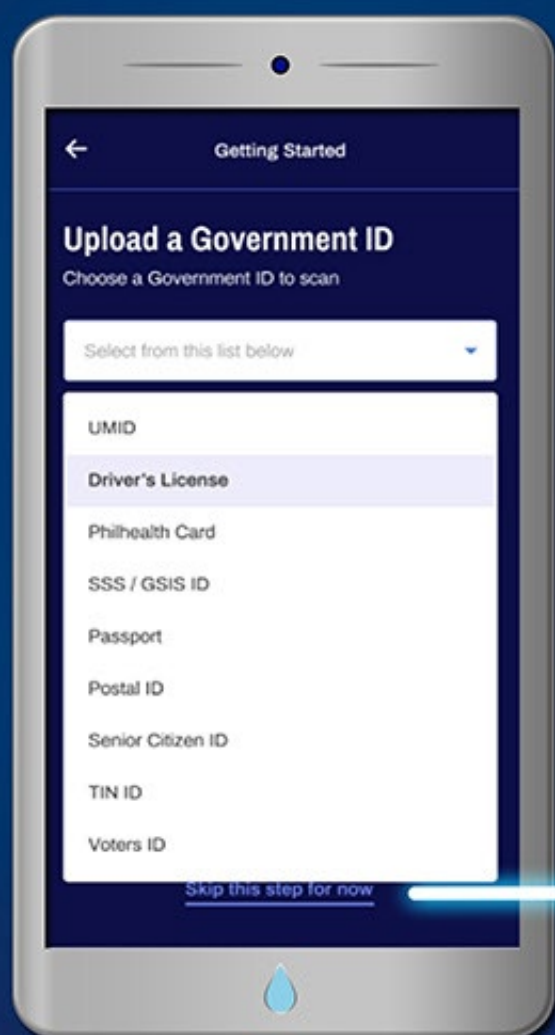
**"Resend my OTP"** button will be enabled after 60 seconds.



# HOW TO SIGN UP IN THE PETRON VALUE CARD MOBILE APP

## STEP 6 — GOVERNMENT-ISSUED ID

- Select a government-issued ID to upload.



You can skip this step by tapping "**Skip this step for now**" at the bottom, but some functionality will require government-issued ID.

[Skip this step for now](#)

# HOW TO SIGN UP IN THE PETRON VALUE CARD MOBILE APP

## STEP 7 — GOVERNMENT-ISSUED ID (TAKING A PHOTO)

- Take a photo of your government-issued ID.
- Keep the ID within the given frame and in good focus.

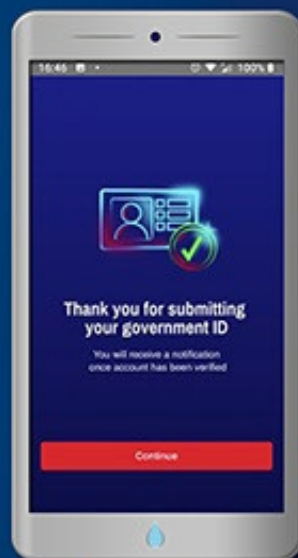




# HOW TO SIGN UP IN THE PETRON VALUE CARD MOBILE APP

## STEP 8 GOVERNMENT-ISSUED ID (RETAKE OR CONFIRM?)

- Retake or confirm the photo of your government-issued ID.
- Once done, you will be logged in.



Thank you message



Logging in page