

SECURITIES AND EXCHANGE COMMISSION

SEC FORM 17-C

CURRENT REPORT UNDER SECTION 17 OF THE SECURITIES REGULATION CODE AND SRC RULE 17.2(c) THEREUNDER


1. Date of Report (Date of earliest event reported)
Aug 9, 2018
2. SEC Identification Number
31171
3. BIR Tax Identification No.
000-168-801
4. Exact name of issuer as specified in its charter
PETRON CORPORATION
5. Province, country or other jurisdiction of incorporation
Philippines
6. Industry Classification Code(SEC Use Only)
7. Address of principal office
San Miguel Head Office Complex, 40 San Miguel Avenue, Mandaluyong City
Postal Code
1550
8. Issuer's telephone number, including area code
(63 2) 886-3888, 884-9200
9. Former name or former address, if changed since last report
N/A
10. Securities registered pursuant to Sections 8 and 12 of the SRC or Sections 4 and 8 of the RSA

Title of Each Class	Number of Shares of Common Stock Outstanding and Amount of Debt Outstanding
COMMON (PCOR)	9,375,104,497
PREFERRED SERIES 2A (PRF2A)	7,122,320
PREFERRED SERIES 2B (PRF2B)	2,877,680
PCOR SERIES A BONDS DUE 2021 (IN MIL PESO)	13,000
PCOR SERIES B BONDS DUE 2023 (IN MIL PESO)	7,000
TOTAL DEBT AS OF JUNE 30, 2018 (IN MIL PESO-CONSO)	257,027

11. Indicate the item numbers reported herein

Item 9

The Exchange does not warrant and holds no responsibility for the veracity of the facts and representations contained in all corporate disclosures, including financial reports. All data contained herein are prepared and submitted by the disclosing party to the Exchange, and are disseminated solely for purposes of information. Any questions on the data contained herein should be addressed directly to the Corporate Information Officer of the disclosing party.



PETRON

**Petron Corporation
PCOR**

PSE Disclosure Form 4-30 - Material Information/Transactions
*References: SRC Rule 17 (SEC Form 17-C) and
Sections 4.1 and 4.4 of the Revised Disclosure Rules*

Subject of the Disclosure

Materials for the Investors' Briefing for 2018 First Semester Results of San Miguel Group.

Background/Description of the Disclosure

Materials for the Investors' Briefing for 2018 First Semester Results of San Miguel Group.

Other Relevant Information

Please see attached letter dated August 9, 2018.

Filed on behalf by:

Name	Jhoanna Jasmine Javier-Elacio
Designation	Legal Manager and Assistant Corporate Secretary



August 9, 2018

PHILIPPINE STOCK EXCHANGE, INC.

Disclosure Department
3rd Floor, Philippine Stock Exchange Center
Ayala Triangle, Ayala Avenue
Makati City

Attention: **Ms. Janet A. Encarnacion**
Head, Disclosure Department

PHILIPPINE DEALING & EXCHANGE CORP.

37th Floor, Tower 1, The Enterprise Center
6766 Ayala Avenue cor. Paseo de Roxas
Makati City

Attention: **Ms. Vina Vanessa S. Salonga**
Head – Issuer Compliance and Disclosure Department

Subject: **SMC Investors' Briefing for 2018 First Semester Results**

Gentlemen:

We are forwarding the materials that were distributed to the attendees at the Investors' Briefing of San Miguel Corporation ("SMC") this afternoon. The Company is among the subsidiaries of SMC reported.

Very truly yours,

A handwritten signature in black ink, appearing to read "JCCruz".

JOEL ANGELO C. CRUZ
VP - General Counsel &
Corporate Secretary



**SAN MIGUEL
CORPORATION**
YOUR WORLD MADE BETTER

INVESTORS' BRIEFING

2018 FIRST SEMESTER RESULTS

August 09, 2018



SAN MIGUEL CORPORATION

FIRST SEMESTER 2018

IN MILLION PESOS	1H2018	1H2017	CHANGE
<i>Net Sales</i>	499,000	393,405	27%
<i>Income from Operations</i>	67,006	53,443	25%
<i>Net Income</i>	27,585	26,093	6%
<i>Recurring Net Income</i>	35,536	27,603	29%
<i>EBITDA</i>	83,504	70,789	18%



SAN MIGUEL FOOD AND BEVERAGE, INC.

FIRST SEMESTER 2018

IN MILLION PESOS	1H2018	1H2017*	CHANGE
<i>Net Sales</i>	137,441	119,130	15%
<i>Income from Operations</i>	22,889	19,055	20%
<i>Net Income</i>	15,370	12,805	20%

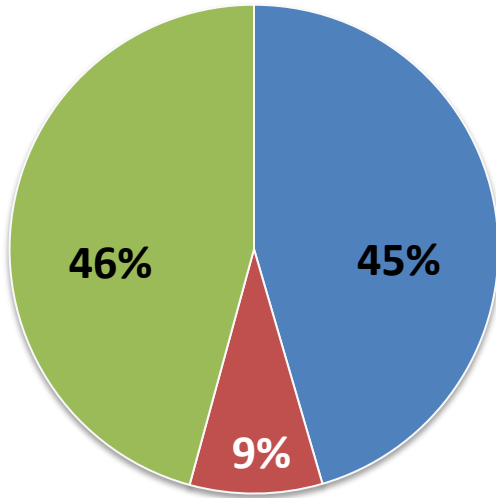
*Reflects consolidated financials on a comparative basis with last year



SAN MIGUEL FOOD AND BEVERAGE, INC.

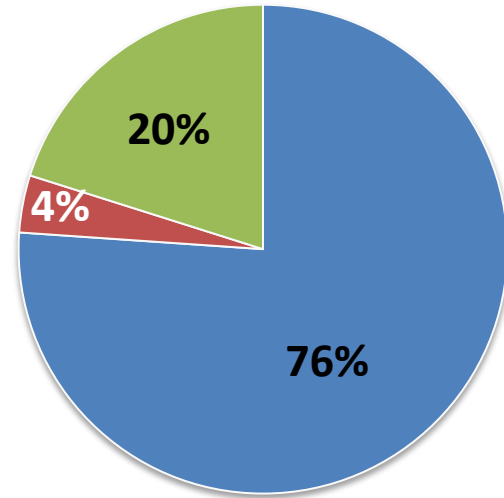
FIRST SEMESTER 2018

Revenue



- Brewery
- Liquor
- Food

Operating Income



SAN MIGUEL BREWERY INC.

FIRST SEMESTER 2018

IN MILLION PESOS	1H2018	1H2017	CHANGE
<i>Net Sales</i>	62,510	53,060	18%
<i>Income from Operations</i>	17,311	14,040	23%
<i>Net Income</i>	11,799	9,396	26%



GINEBRA SAN MIGUEL INC.

FIRST SEMESTER 2018

IN MILLION PESOS	1H2018	1H2017	CHANGE
<i>Net Sales</i>	12,046	10,124	19%
<i>Income from Operations</i>	862	551	57%
<i>Net Income</i>	506	265	91%

SAN MIGUEL FOOD GROUP

FIRST SEMESTER 2018

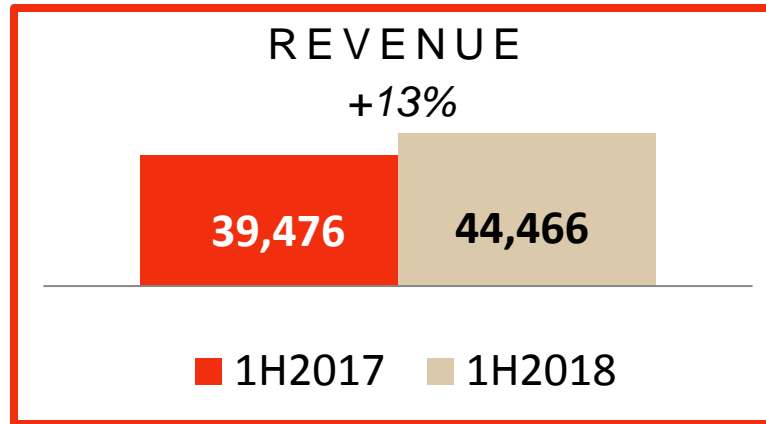
IN MILLION PESOS	1H2018	1H2017	CHANGE
<i>Net Sales</i>	62,886	55,947	12%
<i>Income from Operations</i>	4,712	4,460	6%
<i>Net Income</i>	3,061	3,140	-2%

SAN MIGUEL FOOD GROUP

FIRST SEMESTER 2018

Agro - Industrial

IN MILLION PESOS

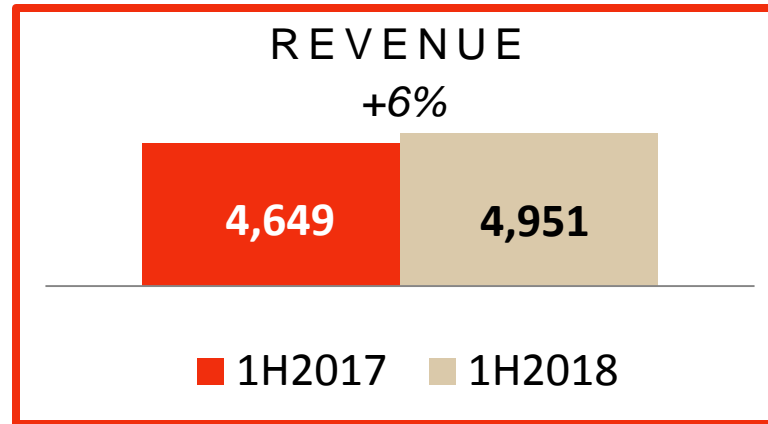


SAN MIGUEL FOOD GROUP

FIRST SEMESTER 2018

Milling business

IN MILLION PESOS

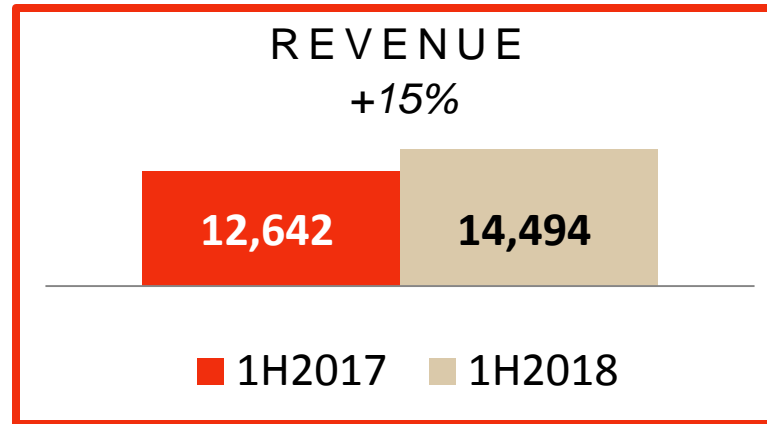


SAN MIGUEL FOOD GROUP

FIRST SEMESTER 2018

Branded Value-Added

IN MILLION PESOS





SAN MIGUEL YAMAMURA
PACKAGING CORPORATION

SAN MIGUEL PACKAGING GROUP

FIRST SEMESTER 2018

IN MILLION PESOS	1H2018	1H2017	CHANGE
<i>Net Sales</i>	17,556	14,028	25%
<i>Income from Operations</i>	1,647	1,404	17%



SAN MIGUEL
CORPORATION

SMC GLOBAL POWER HOLDINGS CORP.



FIRST SEMESTER 2018

IN MILLION PESOS	1H2018	1H2017	CHANGE
<i>Net Sales</i>	<i>57,430</i>	<i>40,697</i>	<i>41%</i>
<i>Income from Operations</i>	<i>17,043</i>	<i>13,315</i>	<i>28%</i>



PETRON CORP.

FIRST SEMESTER 2018

IN MILLION PESOS	1H2018	1H2017	CHANGE
<i>Net Sales</i>	273,498	206,958	32%
<i>Income from Operations</i>	15,562	14,555	7%
<i>Net Income</i>	9,502	8,214	16%
<i>Volume (in thousand barrels)</i>	54,378	52,850	3%



SMC INFRASTRUCTURE

FIRST SEMESTER 2018

IN MILLION PESOS	1H2018	1H2017	CHANGE
<i>Net Sales</i>	12,145	10,895	11%
<i>Income from Operations</i>	6,223	5,245	19%





SMC FINANCIAL POSITION

IN BILLION PESOS	As of June 2018	As of December 2017
<i>Total Assets</i>	1,611	1,380
<i>Cash</i>	223	206
<i>Interest-bearing Debt</i>	754	549
<i>Current Ratio</i>	1.29x	1.40x
<i>Total Liabilities to Equity Ratio</i>	2.28x	1.93x
<i>Interest-bearing Debt to Equity Ratio</i>	1.54x	1.17x
<i>Net-Debt-to-EBITDA</i>	2.87x	1.83x



THANK YOU.

VISIT OUR WEBSITES

- San Miguel Corporation - www.sanmiguel.com.ph
- San Miguel Brewery Inc. - www.sanmiguelbrewery.com.ph
- Ginebra San Miguel Inc. - www.ginebrasanmiguel.com
- San Miguel Food and Beverage, Inc. - www.sanmiguelpurefoods.com
- Petron Corporation - www.petron.com
- SMC Global Power Holdings Corp. - www.smcglobalpower.com.ph

CONTACT US

SMC Investor Relations +632 632 3752
+632 632 3422

